



# **Eureka<sup>®</sup>**

**Woodheating**



**Designed for living,  
made for life.**

MANUFACTURED &  
DESIGNED IN AUSTRALIA



# Iconic woodheaters for a contemporary world

Immerse yourself in the dynamic range of Eureka woodheaters. Proudly crafted over four generations in country Victoria.

## Freestanding Woodheaters

---

Discovery Series	4
Radiant Series	7
Selection Series	12

## Insert Woodheaters

---

Discovery Series	14
Selection Series	16

## Double Sided Range

---

Double Sided Range	20
Zero Clearance Installation	22
Elevated Insert Installations	22
Specifications	23



MANUFACTURED &  
DESIGNED IN AUSTRALIA





## *Quality Guarantee*

All of our heaters are built to last. That's why we guarantee all of our fireboxes to last 10 years\*.

\*Excludes Eureka Cooker

# Freestanding Woodheaters




## Freestanding Discovery Series

With clever design features and Eureka's pre-heated primary air technology, the freestanding Discovery Series is certain to impress. Loading firewood has never been easier, with the flat-window models encompassing a tall ergonomic pedestal. Should you simply wish to be absorbed by the flickering flames, the elegant bay window models will provide a stunning view.






- ⊕ 3-Speed fan
- ⊕ Firebrick lined
- ⊕ 8mm steel baffle plate
- ⊕ Dual pre-heated primary air
- ⊕ Cool-touch casing
- ⊕ 10 Year firebox warranty




### Emerald 220

		
<b>Capacity</b> 220m <sup>2</sup>	<b>Log Width</b> 565mm	<b>Flue Size</b> 150mm
<b>Efficiency</b> 73%†	<b>Emissions</b> 1.0g/kg	<b>Output</b> 15kW‡

### Onyx 300

		
<b>Capacity</b> 300m <sup>2</sup>	<b>Log Width</b> 630mm	<b>Flue Size</b> 150mm
<b>Efficiency</b> 65%†	<b>Emissions</b> 1.3g/kg	<b>Output</b> 17kW‡

### Solitaire 350

		
<b>Capacity</b> 350m <sup>2</sup>	<b>Log Width</b> 630mm	<b>Flue Size</b> 175mm
<b>Efficiency</b> 66%†	<b>Emissions</b> 0.9g/kg	<b>Output</b> 20kW‡





- ⊕ 3-Speed fan
- ⊕ Firebrick lined
- ⊕ 8mm steel baffle plate
- ⊕ Tall pedestal for easy loading
- ⊕ 10 Year firebox warranty

## Opal 180



**Capacity**  
180m<sup>2</sup>



**Log Width**  
490mm



**Flue Size**  
150mm

**Efficiency**  
69%†

**Emissions**  
0.9g/kg

**Output**  
14kW‡

## Miner 260



**Capacity**  
260m<sup>2</sup>



**Log Width**  
545mm



**Flue Size**  
150mm

**Efficiency**  
72%†

**Emissions**  
1.4g/kg

**Output**  
21kW‡

## Garnet 320



**Capacity**  
320m<sup>2</sup>



**Log Width**  
620mm



**Flue Size**  
175mm

**Efficiency**  
65%†

**Emissions**  
1.3g/kg

**Output**  
24kW‡

# Freestanding Woodheaters

---



# Freestanding Radiant Series




Sure to become a design icon — the new, sleek and modern Eureka Radiant series provides all the benefits of radiant style wood heating. Perfect for homes with poor insulation or high ceilings, radiant heaters emit heat directly through the outer surface of the firebox, rapidly warming your space.






\*Pictured above without standard rear heat shield

- ⊕ Firebrick lined
- ⊕ Dual baffle system featuring 8mm primary baffle
- ⊕ "Boost Air" inlet for easier ignition
- ⊕ Heavy duty cast iron door
- ⊕ 10 Year firebox warranty




## Jade 160

		
<b>Capacity</b> 160m <sup>2</sup>	<b>Log Width</b> 480mm	<b>Flue Size</b> 150mm
<b>Efficiency</b> 70%†	<b>Emissions</b> 1.3g/kg	<b>Output</b> 9kW‡

## Amber 240

		
<b>Capacity</b> 240m <sup>2</sup>	<b>Log Width</b> 535mm	<b>Flue Size</b> 150mm
<b>Efficiency</b> 68%†	<b>Emissions</b> 0.9g/kg	<b>Output</b> 12kW‡

## Jasper 320

		
<b>Capacity</b> 320m <sup>2</sup>	<b>Log Width</b> 570mm	<b>Flue Size</b> 150mm
<b>Efficiency</b> 66%†	<b>Emissions</b> 1.0g/kg	<b>Output</b> 14kW‡





**Step into the  
warmth of a Eureka**





# Freestanding Woodheaters



## Nugget

The Eureka Nugget is known all around Australia for its functionality and hardworking nature. This tough as nails radiant style unit has an exceptionally deep firebox, allowing you to fit logs that similar sized units would be envious of. The Nugget also incorporates a radiant cook top for your pots and pans, as well as a raised shelf for simmering. The Eureka Nugget truly is a tireless contributor to any Aussie home.

- ⊕ Boil & simmer on top or back shelf
- ⊕ Firebrick lined
- ⊕ Extra deep firebox for easy loading
- ⊕ 10 Year firebox warranty
- ⊕ Tall pedestal for easy loading

Capacity	Log Width	Flue Size
180m <sup>2</sup>	485mm	150mm
Efficiency	Emissions	Output
69%†	1.1g/kg	16kW‡



## Cooker

The Eureka Cooker's hot plate gives the versatility of stove top cooking, whilst the functional oven roasts or bakes your favourite winter treats. The firebox itself provides a radiant heating capacity of up to 120m<sup>2</sup>, making the Cooker a superb addition to your kitchen or family room whatever the season.

- ⊕ Hot plate for boiling/simmering
- ⊕ Oven for baking
- ⊕ Firebrick lined
- ⊕ 8mm steel baffle plate

Capacity	Log Width	Flue Size
120m <sup>2</sup>	490mm	150mm
Efficiency	Emissions	Output
N/A	N/A	N/A



## Woodstock

The Eureka Woodstock makes your wood storage simple, providing you with ample space to store your logs for those next few burns. Whilst utilising the same firebox as the Eureka Opal, the Woodstock has the added benefit of being easier to load, as it is taller in size.

- ⊕ 3-Speed fan
- ⊕ Firebrick lined
- ⊕ 8mm steel baffle plate
- ⊕ Large wood storage box
- ⊕ Tall unit & easy to load
- ⊕ Identical firebox to opal
- ⊕ 10 Year firebox Warranty

Capacity	Log Width	Flue Size
180m <sup>2</sup>	490mm	150mm
Efficiency	Emissions	Output
69%†	0.9g/kg	14kW‡



Timeless functionality...  
enduring elegance



## *Freestanding* **Selection Series**

Why compromise between classic and modern style! The Selection Series range is perfect for those looking to invest in a striking centre piece for their home, guaranteeing dependable heat for many winters to come.







- ⊕ Sleek & modern design
- ⊕ 3-Speed fan with thermostatic switch
- ⊕ Cast iron lined
- ⊕ 8mm steel baffle plate
- ⊕ 10 Year firebox warranty
- ⊕ Dual pre-heated primary air
- ⊕ Dual-action handle latch

## Pearl Freestanding 260



**Capacity**  
260m<sup>2</sup>



**Log Width**  
540mm



**Flue Size**  
150mm

**Efficiency**  
80%†

**Emissions**  
0.9g/kg

**Output**  
16kW‡



**Capacity**  
330m<sup>2</sup>



**Log Width**  
595mm



**Flue Size**  
150mm

**Efficiency**  
76%†

**Emissions**  
1.3g/kg

**Output**  
17kW‡



- ⊕ Sleek & modern design
- ⊕ 1200mm bench option
- ⊕ 3-Speed fan with thermostatic switch
- ⊕ Cast iron lined
- ⊕ 8mm steel baffle plate
- ⊕ 10 Year firebox warranty
- ⊕ Dual pre-heated primary air
- ⊕ Dual-action handle latch

## Pearl Modular 260



**Capacity**  
260m<sup>2</sup>



**Log Width**  
540mm



**Flue Size**  
150mm

**Efficiency**  
80%†

**Emissions**  
0.9g/kg

**Output**  
16kW‡



**Capacity**  
330m<sup>2</sup>



**Log Width**  
595mm



**Flue Size**  
150mm

**Efficiency**  
76%†

**Emissions**  
1.3g/kg

**Output**  
17kW‡

## Ruby Modular 330

## *Insert* **Discovery Series**

Turn a draughty open fireplace into a highly efficient heat source! Designed with functionality, efficiency and durability in mind, the Discovery series inbuilt range will keep you warm through the coldest, darkest winters.







## Opal 160



**Capacity**  
160m<sup>2</sup>



**Log Width**  
490mm



**Flue Size**  
150mm

**Efficiency**  
72%†

**Emissions**  
0.9g/kg

**Output**  
14kW‡

- ⊕ 3-Speed fan
- ⊕ Firebrick lined
- ⊕ 8mm steel baffle plate
- ⊕ 10 Year firebox warranty
- ⊕ Zero clearance compatible

## Stockade 240



**Capacity**  
240m<sup>2</sup>



**Log Width**  
545mm



**Flue Size**  
150mm

**Efficiency**  
67%†

**Emissions**  
1.5g/kg

**Output**  
17kW‡

## Garnet 280



**Capacity**  
280m<sup>2</sup>



**Log Width**  
620mm



**Flue Size**  
175mm

**Efficiency**  
65%†

**Emissions**  
1.4g/kg

**Output**  
21kW‡

## Victorian 260



- ⊕ 3-Speed fan
- ⊕ Cast iron lined
- ⊕ 8mm steel baffle plate
- ⊕ 10 Year firebox warranty
- ⊕ Cast alloy fascia option (pictured, left)
- ⊕ Zero clearance compatible



**Capacity**  
260m<sup>2</sup>



**Log Width**  
570mm



**Flue Size**  
150mm

**Efficiency**  
64%†

**Emissions**  
1.0g/kg

**Output**  
15kW‡



## Insert Selection Series

The apex of Australian wood heating! This visually striking series offers the very best of Eureka design, functionality and endeavour. Their narrow fascia's allow the heater to sit neatly within your wall or fireplace. Take comfort as the warmth is generously distributed throughout your home.



- ⊕ Sleek & modern design
- ⊕ 3-Speed fan with thermostatic switch
- ⊕ Cast iron lined
- ⊕ 8mm steel baffle plate
- ⊕ 10 Year firebox warranty
- ⊕ Dual pre-heated primary air
- ⊕ Dual-action handle latch
- ⊕ Zero Clearance Option features "flush-fit fascia (3mm)"

### Pearl 240



**Capacity**  
240m<sup>2</sup>



**Log Width**  
540mm



**Flue Size**  
150mm

**Efficiency**  
74%†

**Emissions**  
1.0g/kg

**Output**  
12kW‡

### Ruby 300



**Capacity**  
300m<sup>2</sup>



**Log Width**  
595mm



**Flue Size**  
150mm

**Efficiency**  
68%†

**Emissions**  
1.4g/kg

**Output**  
15kW‡







# The perfect work-life balance









## Double Sided Range

These heaters truly provide a heart for any home. Whether you're looking for a powerful heating source, a luxurious centrepiece, or the flamed vitality of a wood burning heater — this range gives incredible flexibility and warmth in multiple rooms (capable of heating up to 420m<sup>2</sup>).




For further double sided range installation options, such as dual room functionality, speak to your local dealer, or download the Double Sided Reference guide at [www.eurekaheating.com.au](http://www.eurekaheating.com.au)



\*Gold door optional

### Duet 400




- ⊕ 2x 3-Speed fans
- ⊕ Firebrick lined
- ⊕ 8mm steel baffle plate
- ⊕ 10 Year firebox warranty
- ⊕ Through-wall & Masonry cavity options available

		
<b>Capacity</b> 400m <sup>2</sup>	<b>Log Width</b> 585mm	<b>Flue Size</b> 175mm
<b>Efficiency</b> 67%†	<b>Emissions</b> 1.4g/kg	<b>Output</b> 24kW‡



### Jewel 420 (Freestanding)

- ⊕ 2x 3-speed fans with thermostatic switch
- ⊕ Cast iron lined
- ⊕ 8mm steel baffle plate
- ⊕ 10 Year firebox warranty
- ⊕ Dual-action handle latch
- ⊕ Dual pre-heated primary air
- ⊕ Through-wall options available

		
<b>Capacity</b> 420m <sup>2</sup>	<b>Log Width</b> 530mm	<b>Flue Size</b> 175mm
<b>Efficiency</b> 62%†	<b>Emissions</b> 1.2g/kg	<b>Output</b> 25+kW‡



## Jewel 400 (Insert)

- ⊕ 2x 3-speed fans with thermostatic switch
- ⊕ Cast iron lined
- ⊕ 8mm steel baffle plate
- ⊕ 10 Year firebox warranty
- ⊕ Dual-action handle latch
- ⊕ Dual pre-heated primary air
- ⊕ Masonry installation only

<b>Capacity</b> 400m <sup>2</sup>	<b>Log Width</b> 530mm	<b>Flue Size</b> 175mm
<b>Efficiency</b> 62%†	<b>Emissions</b> 1.2g/kg	<b>Output</b> 25+kW‡



## Jewel 420 (Modular)

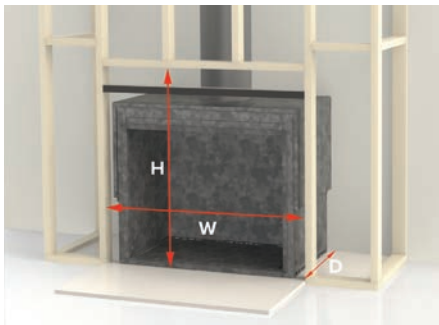
- ⊕ 2x 3-speed fans with thermostatic switch
- ⊕ Cast iron lined
- ⊕ 8mm steel baffle plate
- ⊕ 10 Year firebox warranty
- ⊕ Dual-action handle latch
- ⊕ Dual pre-heated primary air
- ⊕ 1200mm bench option

<b>Capacity</b> 420m <sup>2</sup>	<b>Log Width</b> 530mm	<b>Flue Size</b> 175mm
<b>Efficiency</b> 62%†	<b>Emissions</b> 1.2g/kg	<b>Output</b> 25+kW‡

# Zero Clearance Installation

Don't have a brick chimney, but love the sleek look of a Eureka Insert? All of the Eureka Inserts (exc. double sided range) are Zero Clearance Install compatible using the relevant Eureka Zero Clearance Cabinet. This allows for a broader range of ways to incorporate a Eureka Insert heater into your living space.

## Step 1



## Step 2



## Step 3



### Minimum Zero Clearance Framing Dimensions

Model	H	W	D
Opal, Stockade	810	916	565
Victorian	1063	1036	595
Garnet	868	1035	570
Pearl	1000	915	635
Ruby	1000	1055	610

Specifications detail minimum framework opening (inclusive of clearance from Zero Box to combustible framework)

A Zero Clearance Cabinet allows for safe installation into timber framework with minimal clearances to the unit. Once your framework is built, it is as simple as cladding the front face with a cement sheet or equivalent, and your Eureka Insert heater is safely installed as a focal point to your room.

Minimum framing dimensions are an indicative guide only. **DO NOT** begin any construction prior to consulting the full Zero Clearance Installation guide for the relevant unit. Full Installation instructions available at [www.eurekaheating.com.au](http://www.eurekaheating.com.au)

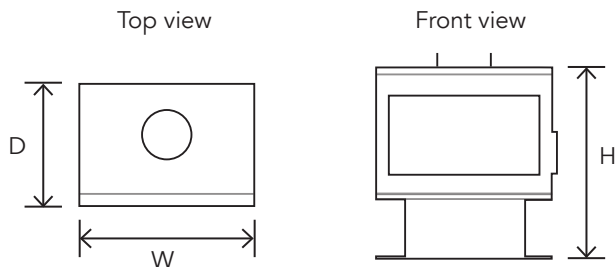
# Elevated Insert Installations

Raising your Eureka Insert installation above floor level? You may be able to reduce your minimum hearth depth to 300mm. Refer to the following table as a guide on how high your unit must be raised to achieve the reduced hearth depth.



	REF	OPAL		STOCKADE		GARNET		PEARL		RUBY	
<b>Hearth width</b>	X	890mm (min.)		950mm (min.)		1035mm (min.)		945mm (min.)		1000mm (min.)	
<b>Hearth raised</b>	Y	0mm	155mm (min.)	0mm	132mm (min.)	0mm	197mm (min.)	0mm	175mm (min.)	0mm	140mm (min.)
<b>Hearth depth from front of fascia</b>	Z	530mm (min.)	300mm (min.)	510mm (min.)	300mm (min.)	610mm (min.)	300mm (min.)	530mm (min.)	300mm (min.)	530mm (min.)	300mm (min.)



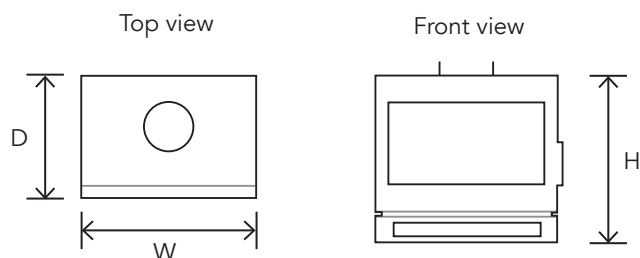


## Freestanding Specifications

Dimensions & clearances	Flue type	Overall dimensions width/height/depth			Back of Woodheater to Flue Centre	Clearance to Combustibles			Minimum hearth size width/depth/thickness				
		W	H	D		mm	Rear	Side	Corner	W	D	T	mm in front of unit
<b>Freestanding models</b>	<b>Solid / perforated</b>												
Jade	Perforated	585	680	434	173	250*	725	425 / 350**	780	930	18	500	
Jade	Half Shield	585	680	434	173	250	725	450 / 350**	780	930	18	500	
Amber	Perforated	640	730	502	176	250*	750	500 / 350**	820	1060	24	550	
Amber	Half Shield	640	730	502	176	300	825	475 / 300**	820	1060	24	550	
Jasper	Perforated	675	770	557	196	200*	825	550 / 425**	820	1140	30	600	
Jasper	Half Shield	675	770	557	196	350	900	575 / 475**	820	1140	30	600	
Opal	Perforated	650	800	508	180	125*	325	150*	890	960	12	400	
Miner	Perforated	710	937	570	180	150*	400	175*	950	1050	18	400	
Garnet	Perforated	782	1008	570	180	150*	450	200*	1020	1100	20	450	
Emerald	Perforated	655	745	610	170	150	450	125	900	1070	4.5	300	
Onyx	Perforated	775	795	595	165	100	330	50	1170	1020	4	300	
Solitaire	Perforated	850	825	620	180	100*	425	100*	960	1075	6	450	
Nugget	Perforated	610	710	650	175	50	550	170	770	910	9	300	
Cooker	Perforated	650	865	560	110	175	350	200	890	1095	12	350	
Woodstock	Perforated	660	870	508	180	175	400	225	890	985	6	350	
Pearl	Solid/Perforated	690	765	548	205	155/50*	325	50/75*	945	1000/895	9	300	
Ruby	Solid/Perforated	748	828	548	205	50*	325	50*	1000	895	9	300	
Duet	Perforated	810	792	810	N/A	N/A	350	N/A	1000	1800	12	500	
Jewel	Solid/Perforated	695	765	745	N/A	N/A	330	N/A	940	1590	6	460	

\* Standard flue shield kit must be installed to achieve minimum rear wall clearance (included in woodheaters, excluding Jade, Amber and Jasper)

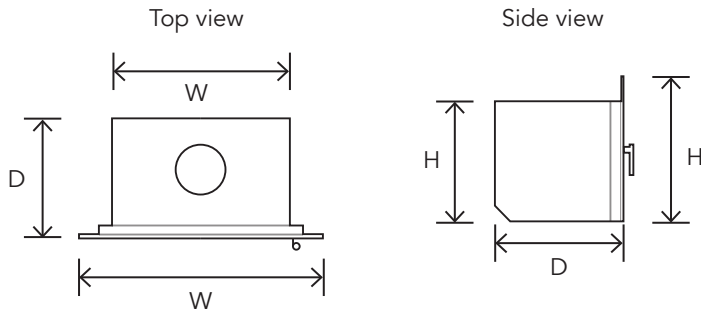
\*\* Requires additional side wing heat shields to achieve minimum corner clearance (purchased separately)



## Modular Specifications

Dimensions & clearances	Flue type	Overall dimensions width/height/depth			Back of Woodheater to Flue Centre	Clearance to Combustibles			Minimum hearth size width/depth/thickness				
		W	H	D		mm	Rear	Side	Corner	W	D	T	mm in front of unit
<b>Modular models</b>	<b>Solid / perforated</b>												
Pearl	Sol. / Perf.	690	635	548	205	155/50*	325	50/75*	945	1005/900	140	330	
Ruby	Sol. / Perf.	748	676	548	205	50*	325	50*	1000	895	140	330	
Jewel	Sol. / Perf.	695	653	745	N/A	N/A	475	N/A	940	1890	32	570	
Pearl w/ Bench	Sol. / Perf.	690	635	548	205	155/50*	325	50/75*	945	1005/900	9	330	
Ruby w/ Bench	Sol. / Perf.	748	676	548	205	50*	325	50*	1000	895	9	330	
Jewel w/ Bench	Sol. / Perf.	695	653	745	N/A	N/A	475	N/A	940	1375	6	330	
Pearl/Ruby Bench	-	1200	280	550	-	-	-	-	-	-	-	-	
Jewel Bench	-	1200	280	775	-	-	-	-	-	-	-	-	

\* Standard flue shield kit must be installed to achieve rear wall clearance (included in woodheater)



## Insert Specifications

Dimensions & clearances	Overall dimensions width/height/depth			Rear casing dimensions			Clearance to combustibles — from base of appliance			Minimum hearth size			Back of fascia to flue centre	
										Masonry installation		ZCC install		
Insert Models	W	H	Fascia Depth	W	H	D	Side	To Mantle Shelf	To Breast Plate	W	D	T	mm in front of ZCB***	mm
Opal	882	750	42	570	595	365	50	1100	1040	890	530*	12	570*	232
Stockade	922	758	42	631	635	430	50	1390	1340	950	510*	12	550*	296
Garnet	994	828	42	700	706	430	50	1545	1545	1035	610*	18	650*	295
Victorian	1028	730	60	665	630	475	150	1225	975	1000	600*	18	660*	300
Pearl Masonry	855	640	16	751	595	484	55	1500**	1410	945	550*	18	550*	326
Pearl ZC	850	674	3	Refer to ZC Install Guide			55	1500**	1410	945	N/A	18	550*	N/A
Ruby Masonry	935	705	16	808	651	484	35	1500**	1410	1000	520*	18	520*	326
Ruby ZC	930	736	3	Refer to ZC Install Guide			35	1500**	1410	1000	N/A	18	520*	N/A
Jewel	875	692	16	751	644	708	205	1127	1127	940	1890*	32	570*	354

\* Minimum hearth depth in front of unit can be reduced by raising the appliance above combustible materials (Consult your local dealer and/or page 22 of this brochure)

\*\* Mantle deflector required to achieve mantle clearance (included with woodheater)

\*\*\* Hearth must also be installed beneath ZCC - refer to install guide for exact specifications

Notes: ‡ All KW Outputs quoted are Peak Power. † All Efficiencies quoted are Peak Efficiency %. All dimensions are in mm. Dimensions and clearances shown are for reference only. Refer to the Owner's Manual for exact specifications prior to installation.

All information in this brochure was correct at the time of printing, February 2020, however Eureka Woodheating reserves the right to change specifications without notice. Colours shown are as close as printing method allow. Installation should be carried out by a qualified installer. All fireplace inserts must be installed into a masonry chimney or Eureka Zero Clearance Cabinet, and be fully flued.

Your local Eureka dealer



AF Gason Pty Ltd

Phone: 03 9763 2700

Fax: 03 9763 0836

heating@gason.com.au

[www.eurekaheating.com.au](http://www.eurekaheating.com.au)